



**标准&定制开关连接器产品制造商**  
DONG GUAN XI BANG ELECTRONICS CO., LTD.

# 规格书

## SPECIFICATION

CUSTOMER NAME 客户名称: \_\_\_\_\_  
 CUSTOMER NO. 客户编号: \_\_\_\_\_  
 SERIES 系列: 轻触开关6\*6mm  
 MODEL NO. 型号: XB-TS-3B1  
 DRAWING NO. 图形号: Tact Switches

If specification of this product meets your request, please confirm all the items of it and return to us with signature and stamp, it will be basis of our production and record. Thanks your cooperation in advance!

若此产品规格符合贵司要求，敬请确认此规格书内所有项目  
 并签名和盖章后回传给我司，以作我司产品制作之  
 依据和存档之用，多谢合作！

### EXAMINE & APPROVAL 审批

APPROVE 接受	NOT APPROVE 不接受
SIGNATURE 签署      STAMP 盖章      DATE 日期	

PREPARED BY. 制表人	CHECKED BY. 校对	APPROVED BY. 审核	APPROVAL BY. 批准
<div style="border: 1px solid red; padding: 2px;">研发部</div> <div style="border: 1px solid red; padding: 2px;">戴海明</div> <div style="border: 1px solid red; padding: 2px;">2022. 06. 08</div>	<div style="border: 1px solid red; padding: 2px;">品质部</div> <div style="border: 1px solid red; padding: 2px;">黄自清</div> <div style="border: 1px solid red; padding: 2px;">2022. 06. 08</div>	<div style="border: 1px solid red; padding: 2px;">工程部</div> <div style="border: 1px solid red; padding: 2px;">庞军</div> <div style="border: 1px solid red; padding: 2px;">2022. 06. 08</div>	<div style="border: 1px solid red; padding: 2px;">总经办</div> <div style="border: 1px solid red; padding: 2px;">吴量</div> <div style="border: 1px solid red; padding: 2px;">2022. 06. 08</div>

**东莞市溪榜电子有限公司**

**Dong guan Xi Bang Electronics Co., Ltd**  
 地址: 广东省东莞市黄江镇合路工业区  
 Address: He Lu Industrial Zone, Huangjiang Town  
 , Dongguan City, Guangdong Province  
 Tel: (0769)82055138/82056828  
 Fax: (0769)83663452

邮箱: admin@alspr.com    switch@alspr.com  
<http://www.alspr.cn/>    <http://www.alspr.com/>

**Dong Guan XB Electronics Co., Ltd**

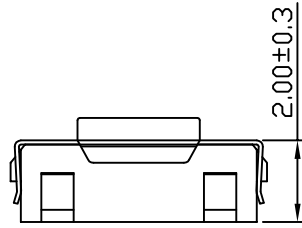
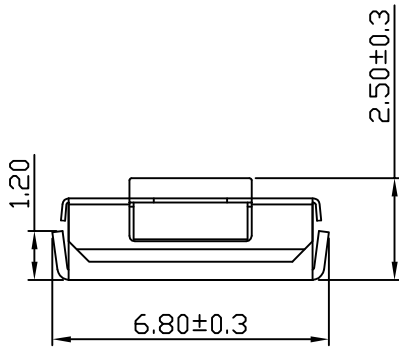
Account Number: 705540238  
 Bank Name: Citibank N. A., Hong Kong Branch  
 Country/Region: Hong Kong  
 Bank Code: 006  
 Bank Address: 3 Garden Road, Central, Hong Kong  
 SWIFT/BIC: CITIHKHX (CITIHKHXXXX\*If 11 characters are required)

MAil: HK@ALPSR.CN    XB@ALPSR.CN  
 Quality core! Afterburner for Made in China!

1 | 2 | 3 | 4

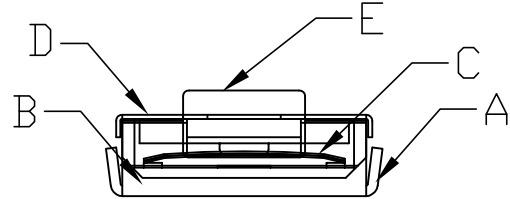
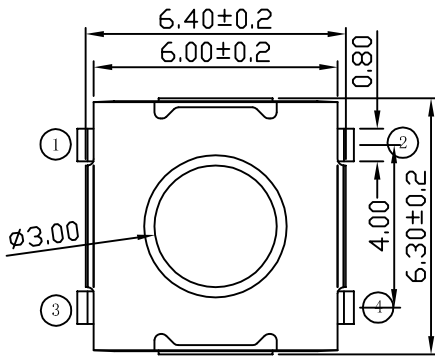
A

A



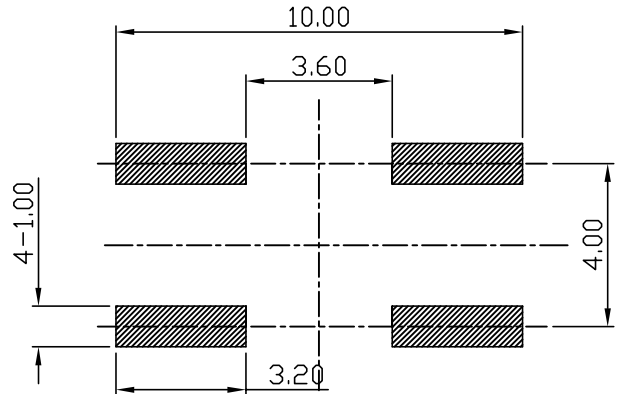
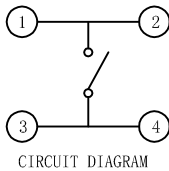
B

B



C

C



SOLDER LAND DIMENSION

技术要求:

1. 零部件表面光洁无划伤, 水花, 变形, 影响外观及性能等缺陷。
2. 额定电流: 50mA. 12V DC, 绝缘电阻100M $\Omega$  min, 100V DC, 介电强度250V AC for 1min, 接触电阻 200m $\Omega$  max 。260° 高温后衰变值在初始值的 20%内;
3. 开关无卡滞现象, 消除外力后, 应能快速回位。

序号	名称	材料	电镀/颜色	数量	备注
D	按钮	PA6T C230(非阻燃)	红色	1	
D	盖板	不锈钢	白色	1	
C	弹片	覆银不锈钢	镀银/白色	1	
B	底座	LCP	白色	1	
A	卡件	黄铜	镀银/白色	1	

E

E

材料	角度公差	比例	名称	6*6U型开关
	$\pm 1^\circ$	1:1		
电镀颜色	标尺公差	单位	料号	成品图
	$\pm 0.01$	mm		
厚度	日期	版本		
标记	处数	更改文件号	签字	日期
设计		标准化		审核
				批准
1				4

F

F



# SPECIFICATION

Page

1/6

Version

A/0

MODEL

XB-TS-3B1

Date

2020. 11. 25

## 1、概述

GENERAL

### 1.1 适用范围

APPLICATION

此规格书适用于机械式轻触开关的相关要求

This specification is applied to the requirements for TACTILE SWITCH (MECHANICAL CONTACT)

### 1.2 工作温度范围

Operating Temperature Range

-20°C~70°C (在标准大气压、标准湿度条件下)

-20°C~70°C (Normal humidity, normal air pressure)

### 1.3 贮藏温度范围

Storage Temperature Range

-30°C~80°C (在标准大气压、标准湿度条件下)

-30°C~80°C (Normal humidity, normal air pressure)

### 1.4 测试条件

Test Conditions

在没有其它特定的条件下，应该在以下的条件下进行测试和测量：

Unless otherwise specified, tests and measurement shall be made in the following standard conditions:

常温.....5°C~35°C

Normal temperature.....5°C~35°C

标准湿度.....相对湿度25%~85%

Normal humidity.....relative humidity 25%~85%

标准大气压.....86KPa~106Kpa

Normal air pressure.....86Kpa~106Kpa

在制造过程中，测试和测量应该在以下的条件下进行：

If any doubt arise from the judgment, tests shall be conducted at the following conditions:

温度.....20°C±2°C


Temperature.....20°C±2°C


相对湿度.....65%±5%

Relative humidity.....65%±5%

环境气压.....86KPa~106Kpa

Air pressure.....86KPa~106Kpa

	SPECIFICATION		Page	2/6
			Version	A/0
MODEL	XB-TS-3B1		Date	2020. 11. 25
2、 详细说明 Detailed specification 2.1 外观：应无影响、降低产品性能的缺陷； Appearance: There should be no defects that affect the serviceability of product. 2.2 结构尺寸和安装尺寸：应符合装配图要求 Style and dimension: shall conform to the assemble drawings. 2.3 操作形式：有触觉反应的操作 Type of actuating: Tactile feedback. 2.4 开关结构：单回路单输出(具体的触点结构在装配图中已绘出)； Contact arrangement: 1 pole, 1 throw (Details of contact arrangement are given in the assembly drawings.) 2.5 开关工作额定值：DC 12V, 50mA (有效值) Ratings: 12V DC, 50mA (effective value)				
3、 电气性能： ELECTRICAL SPECIFICATION				
NO.	项目 ITEM	试验条件 TEST CONDITIONS	要求 REQUIREMENTS	
3.1	接触电阻 Contact Resistance	在以 5V 10mA的直流电源或不低于1KHz的交流电源的电路中，以一个等于2倍按力的静负荷施加于手柄中心 Applying a static load of 2 times operating force to the center of the stem, measurements shall be made by 5V DC 10mA or more than 1KHZ AC small-current contact resistance meter.	≤200mΩ	
3.2	绝缘电阻 Insulation Resistance	在端子之间施加DC 100V /1min的条件下，测量端子之间底座、盖板的电阻值 Measurement shall be made following application of 100V DC potential, across terminals, and across terminals and cover, for one minute.	≥100MΩ	
3.3	介质耐压 Dielectric voltage proof	在端子之间施加250V AC (50HZ或60HZ) /1min 250V AC (50HZ or 60HZ) shall be applied across terminals, for one minute.	无击穿、无飞弧 There should be no breakdown and flashover	
4、 机械性能： MECHANICAL SPECIFICATION				
4.1	按力 Operating Force	开关垂直于操作方向放置，在开关驱动件顶端中心逐渐施力，测量开关导通所需的最大力度 Placing the switch such that the direction of switch operation is vertical and then gradually increasing the load applied to the center of the stem, the maximum load required for the switch to come to a stop shall be measured	按力：260±50gf Operating Force:260±50gf	

		<h1 style="text-align: center;">SPECIFICATION</h1>		Page	3/6
				Version	A/0
MODEL		XB-TS-3B1		Date	2020. 11. 25
NO.	项目 ITEM	试验条件 TEST CONDITIONS		要求 REQUIREMENTS	
4.2	最大行程 Full Travel	开关垂直于操作方向放置，以一个等于2倍按力的静负荷施加在开关驱动件顶端中心，测量顶端移动的距离。 Placing the switch such that the direction of switch operation is vertical and then applying static load of 2times operating force to the center of the stem; the travel distance for the switch to come to a stop shall be measured.		0.2±0.1mm	
4.3	回弹力 Return Force	开关垂直于操作方向放置，在开关驱动件顶端中心下降至全行程后，测量顶端向自由位置转换的力度。 The sample switch is installed such that the direction of switch operation is vertical and upon depressing the stem in its center to the whole travel distance, the force of the stem to return to its free position shall be measured.		回弹力 Return Force:50gf min	
4.4	停止强度 Stop Strength	开关垂直于操作方向放置，从操作方向向驱动件施加20N的静负荷持续1min。 Placing the switch such that the direction of switch operation is vertical, and then a static load of 20N shall be applied in the direction of stem operation for a period of 1 min.		无机械和电气损坏 There shall be no sign of damage mechanically and electrically.	
4.5	可焊性Solderability	在以下设定条件下进行测量： Measurements shall be made following the test set forth below: (1) 焊接温度:245±5℃ Solder temperature : 245±5℃ (2) 浸入时间:2s±0.5s Immersion time: 2s±0.5s 对于其它步骤参考《GB 5095.6—86》试验12a The other steps please refer to 《GB 5095.6—86》TEST 12a		除边缘外涂层应均匀覆盖90%以上 Except for the edge, the coating should cover a minimum 90%	
5、极限电气性能： ENVIRONMENTAL SPECIFICATION					
5.1	低温测试 Resistance to low temperature	样品应以下列实验条件进行测试，实验后样品应放在常温及标准湿度的环境中1小时后做性能测试： Following the test set forth below the sample shall be left in normal temperature and humidity conditions for 1 h before measurements are made: (1) 温度：-30±2℃ Temperature : -30±2℃ (2) 时间：48h Time: 48h		接触电阻：≤200mΩ Contact resistance: ≤200mΩ 绝缘电阻：≥10MΩ Insulation Resistance: ≥10MΩ	



# SPECIFICATION

Page

4/6

Version

A/0


Switch Connector

MODEL

XB-TS-3B1

Date

2020. 11. 25

		<h1 style="text-align: center;">SPECIFICATION</h1>		Page	5/6
				Version	A/0
MODEL		XB-TS-3B1		Date	2020. 11. 25
5.5	硫化试验 Sulfuration resistance	样品应按照以下实验条件进行测试，实验后样品用清水冲洗后进行测试：Samples should be tested in accordance with the following experimental conditions. After the experiment, samples should be washed with clean water and tested: (1) 硫化钾浓度：2% K <sub>2</sub> S concentration: 2% (2) 常温浸泡时间：1分钟 Soaking time at room temperature: 1 minute		金属件无明显腐蚀、氧化 No obvious corrosion and oxidation of metal parts	
5.6	盐雾试验 Salt Mist	在以下设定条件下进行测量： The switch shall be checked after following test: (1) 温度：35℃±2℃ temperature: 35℃±2℃ (2) 盐溶液浓度：5±1%（质量百分比） salt solution : 5±1%(solids by mass) (3) 时间：24h±1h Time: 24h±1 hour 实验后的盐沉积物后水冲掉 After test, salt deposit shall be removed by running water.		金属件上没有腐蚀斑点 No remarkable corrosion shall be recognized in metal part.	
6、 极限机械性能： ENDURANCE SPECIFICATION					
6.1	工作寿命 Operation life	根据下面的测试要求进行测试： Measurement shall be made following the test set forth below: (1) 无负载 No load (2) 按动速率：2次/秒 Rate of operation: 2 times/s (3) 按力：350g Operating Force: 350g (4) 平均无故障寿命/Average fault-free life:50万次		接触电阻≤500mΩ Contact resistance≤500mΩ 按力：初值的±30% Operating Force: initial value±30%	
7、 焊接条件： SOLDERING CONDITIONS:					
7.1	手工焊接 Hand soldering	请按以下条件进行焊接： (1) 焊锡温度：≤350℃ (2) 连续焊接时间：≤3 s Please practice according to below conditions: (1) Soldering temperature: 350℃ Max. (2) Continuous soldering time: 3 s Max.			



# SPECIFICATION

Page

6/6

Version

A/0

MODEL

**XB-TS-3B1**

Date

2020. 11. 25

7.2

自动焊接  
Automatic soldering

在使用的情况下自动焊接

In case the automatic flow soldering is to be used

(1) 预热 \_\_\_\_\_ 150°C ~ 175°C, 40 ~ 80 sec

Preheat \_\_\_\_\_ 150°C ~ 175°C, 40 ~ 80 sec

(2) 峰值温度—— 260°C (max)

Peak temperature —— 260°C (max)

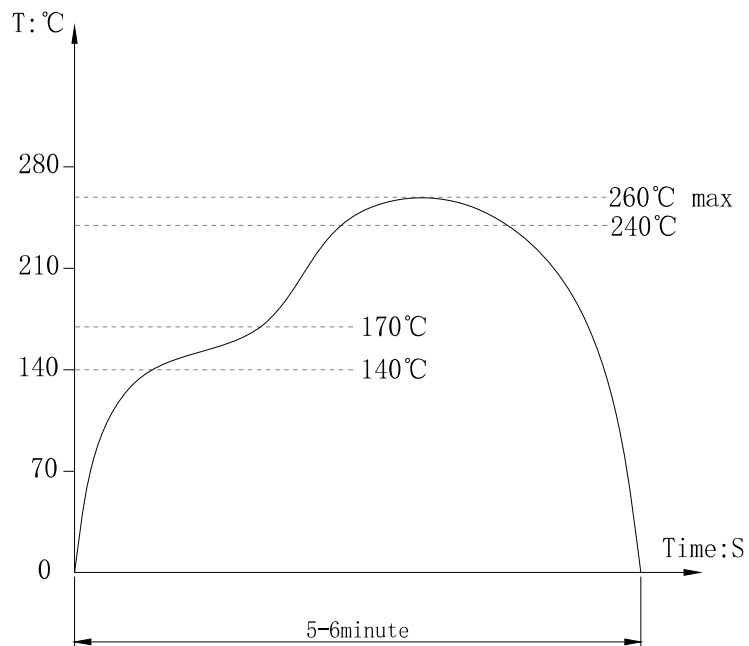
(3) 焊接区温度—— 260°C, 1 ~ 4 sec

Soldering area temperature —— 260°C, 1 ~ 4 sec

(4) 焊接次数 Allowable Frequency Of Soldering Process —— 1 time

(5) 高温后性能衰变值±20%

After high temperature, the decay data about performance will be ±20%



8、 Other precautions其他注意事项

8.1 印刷基板的安装孔尺寸参见产品图。

Follow recommended P.W.B. piercing plan in outside drawing page.

8.2 注意不要施加超负荷的压力或晃动开关。

Please be cautions not to give excessive static load or shock to swiches.

8.3 进行焊接过程中，不可以用溶剂或类似品清洗开关。

Following the soldering process, do not try to clean the switch with a solvent or the like.

8.4 防止助焊剂从开关的顶端渗入。

Safeguard the switch assembly against flux penetration from its topside.

8.5 保管时尤其应注意避开高湿高温和有腐蚀性气体的环境；如需要长时间保存，请不要打开包装箱；保存建议期限为3个月，允许期限为6个月。

Preservation under high temperature and high high humidity or corrosive gas should be avoided Especially . When you need to preserve for a long period ,do not open the carton. The recommended preservation period is 3 months, and the allowed preservation period is 6 months.