



标准&定制开关连接器产品制造商

DONG GUAN XI BANG ELECTRONICS CO., LTD.

规格书

SPECIFICATION

CUSTOMER NAME 客户名称: _____
CUSTOMER NO. 客户编号: _____
SERIES 系列: 刀片电池连接器间距3.0mm
MODEL NO. 型号: 3.0 mm Pitch Battery Female Type
DRAWING NO. 图形号: Blade battery holder connector

If specification of this product meets your request, please confirm all the items of it and return to us with signature and stamp, it will be basis of our production and record. Thanks your cooperation in advance!

若此产品规格符合贵司要求，敬请确认此规格书内所有项目
并签名和盖章后回传给我司，以作我司产品制作之
依据和存档之用，多谢合作！

EXAMINE & APPROVAL 审批

APPROVE 接受	NOT APPROVE 不接受
SIGNATURE 签署 STAMP 盖章 DATE 日期	

PREPARED BY. 制表人	CHECKED BY. 校对	APPROVED BY. 审核	APPROVAL BY. 批准
研发部 戴海明 2022.06.08	品质部 黄自清 2022.06.08	工程部 庞军 2022.06.08	总经办 吴量 2022.06.08

东莞市溪榜电子有限公司

Dong guan Xi Bang Electronics Co., Ltd

地址: 广东省东莞市黄江镇合路工业区

Address: He Lu Industrial Zone, Huangjiang Town
, Dongguan City, Guangdong Province

Tel: (0769)82055138/82056828

Fax: (0769)83663452

邮箱: admin@alspr.com switch@alspr.com

<http://www.alspr.cn/> <http://www.alspr.com/>

Dong Guan XB Electronics Co., Ltd

Account Number: 705540238

Bank Name: Citibank N. A., Hong Kong Branch

Country/Region: Hong Kong

Bank Code: 006

Bank Address: 3 Garden Road, Central, Hong Kong

SWIFT/BIC: CITIHKHX (CITIHKHXXXX*If 11 characters are required)

MAil: HK@ALPSR.CN XB@ALPSR.CN

Quality core! Afterburner for Made in China!

File Name. **3.0mm Pitch Battery Female Type**

1. SCOPE

This specification covers performance, tests and quality requirements for **battery** connector.

2. APPLICABLE DOCUMENT

The following documents form a part of this specification to the extent specified herein. In the event of conflict between the requirements of this specification and the product drawing, the product drawing shall take precedence. In the event of conflict between the requirements of this specification and the referenced documents, this specification shall take precedence.

3. REQUIREMENTS

3.1. DESIGN AND CONSTRUCTION

Product shall be of the design, construction and physical dimensions specified on the applicable product drawing.

3.2. MATERIALS

A. **Housing : Nylon 9T GN2330, UL 94-V.**

B. **Contact : Copper Alloy, Selected Gold on Contact Area, Gold Flash on Solder Tails, Both over Nickel Under-plated Overall.**

3.3. RATINGS

A. Current Rating : **1 5 A** Max. / Pin

B. Voltage Rating : **1 2 V** DC Max.

C. Operating temperature: -25 °C to +85 °C

3.4. CONDITION

The product is designed to meet the electrical, mechanical and environmental performance requirements specified in Figure 1.

3.5. TEST REQUIREMENTS AND PROCEDURES SUMMARY

TEST DESCRIPTION	REQUIREMENT	PROCEDURED
------------------	-------------	------------

File Name. **3.0mm Pitch Battery Female Type**

Examination of product	Meets requirements of product drawing and Specification.	Visual inspection No physical damage
ELECTRICAL		
Contact Resistance	40mΩ Max. (After Test Δ 20 mΩ Max.)	EIA-364-23C
Insulation Resistance	1000MΩ Min. at 500V DC / 2min.	EIA-364-21D
Dielectric Withstanding Voltage	No breakdown at 1000V rms	EIA-364-20D
MECHANICAL		
Durability	5000 Cycles	EIA-364-09C
Mating Force	400g Max. /Pin	EIA-364-13D
Unmating Force	18g Min. /Pin	Speed 25 ± 3mm/minute
Contact Retention Force	300g Min./Pin	EIA-364-29C
ENVIRONMENTAL		
Humidity	Meets requirements of product drawing and electrical specification.	EIA-364-31B Method II, Condition A
Salt spray	Meets requirements of product drawing and electrical specification.	Temperature: 35°C ± 2°C Density of salt water: 5 ± 1% Duration: 4hours ± 15min.
Cold	Meets requirements of product drawing and electrical specification	The connector housing shall be store at temperature of -25 ± 3°C for 48hours
Dry heat	Meets requirements of product drawing and electrical specification	The connector housing shall be store at temperature of 85 ± 2°C for 96hours
PHYSICAL		
Solderability	The test area shall be covered more than 95% of immersed area with flash solder	Solder Temperature: 245°C ± 5°C Immersion Period: 3 ± 0.5sec.
Resistance to Soldering Heat	1. Without deformation of case or excessive loosen. 2. Electrical characteristics shall be satisfied	Place the connector on the P.C. Board, then immerse the solder pin up to the surface of the board in the solder bath at 260°C ± 5°C for 5sec.

Figure 1

NOTE: Shall meet visual requirements, show no physical damages.

File Name. **3.0mm Pitch Battery Female Type**

3.6. PRODUCT QUALIFICATION AND REQUALIFICATION TEST SEQUENCE

Test or Examination	Test Group							
	A	B	C	D	E	F	G	H
	Test Sequence (a)							
Examination of Product	1,9	1,9	1,9	1,9	1,9	1,7	1,3	1,3
Contact Resistance	2,8	2,8	2,8	2,8	2,8	2,6		
Insulation Resistance	3,7	3,7	3,7	3,7	3,7			
Dielectric Withstanding Voltage	4,6	4,6	4,6	4,6	4,6			
Durability						4		
Mating Force & Unmating Force						3,5		
Contact Retention Force							2	
Humidity	5							
Salt spray		5						
Cold			5					
Dry heat				5				
Solderability								2
Resistance to Soldering Heat					5			

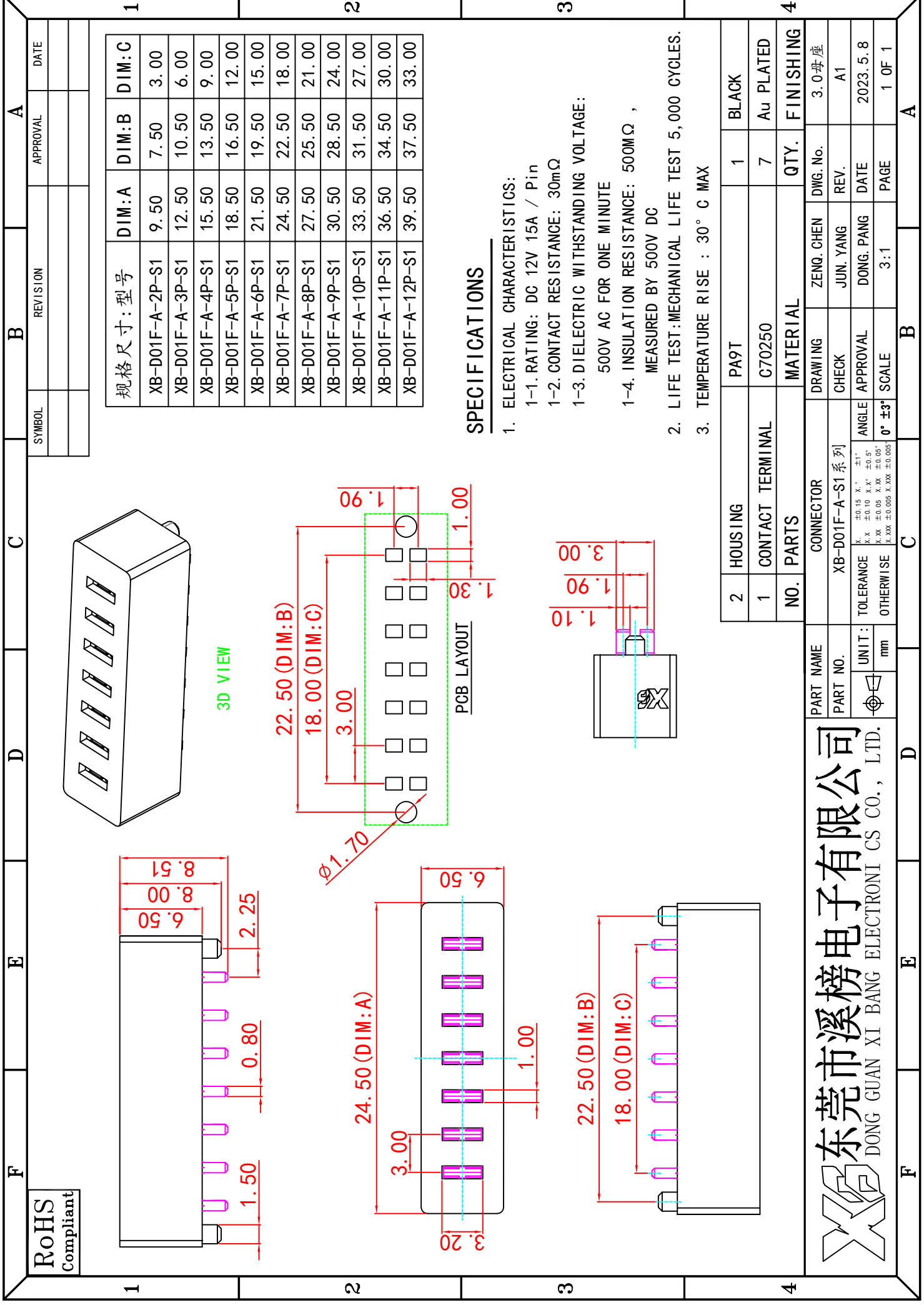
Figure 2

NOTE :

(a) Numbers indicate sequence in which tests are performed.

***PLEASE PROVIDE MORE DETAIL FIGURES IF NECESSARY.**

REV.	REV. RECORD	DATE	EC NO.	WRITTEN BY	APPROVED BY



RoHS
Compliant

SYMBOL	REVISION	APPROVAL	DATE

规格尺寸: 型号	DIM:A	DIM:B	DIM:C
XB-D01F-A-2P-S1	9.50	7.50	3.00
XB-D01F-A-3P-S1	12.50	10.50	6.00
XB-D01F-A-4P-S1	15.50	13.50	9.00
XB-D01F-A-5P-S1	18.50	16.50	12.00
XB-D01F-A-6P-S1	21.50	19.50	15.00
XB-D01F-A-7P-S1	24.50	22.50	18.00
XB-D01F-A-8P-S1	27.50	25.50	21.00
XB-D01F-A-9P-S1	30.50	28.50	24.00
XB-D01F-A-10P-S1	33.50	31.50	27.00
XB-D01F-A-11P-S1	36.50	34.50	30.00
XB-D01F-A-12P-S1	39.50	37.50	33.00

SPECIFICATIONS

- ELECTRICAL CHARACTERISTICS:
 - 1-1. RATING: DC 12V 15A / Pin
 - 1-2. CONTACT RESISTANCE: 30mΩ
 - 1-3. DIELECTRIC WITHSTANDING VOLTAGE: 500V AC FOR ONE MINUTE
 - 1-4. INSULATION RESISTANCE: 500MΩ , MEASURED BY 500V DC
- LIFE TEST: MECHANICAL LIFE TEST 5,000 CYCLES.
- TEMPERATURE RISE : 30° C MAX

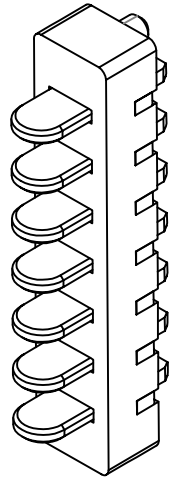
2	HOUSING	PA9T	1	BLACK
1	CONTACT TERMINAL	C70250	7	Au PLATED
NO.	PARTS	MATERIAL	QTY.	FINISHING
CONNECTOR		ZENG, CHEN	DWG. No.	3.0 母座
PART NO.		XB-D01F-A-S1 系列	REV.	A1
TOLERANCE		K ±0.15 X ±1°	APPROVAL	DATE
OTHERWISE		K XX ±0.10 X X' ±0.5°	SCALE	2023.5.8
		K XXX ±0.05 X XXX ±0.05°	3:1	PAGE
				1 OF 1

东莞市溪榜电子有限公司
DONG GUAN XI BANG ELECTRONI CS CO., LTD.

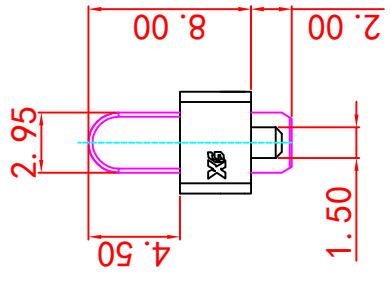
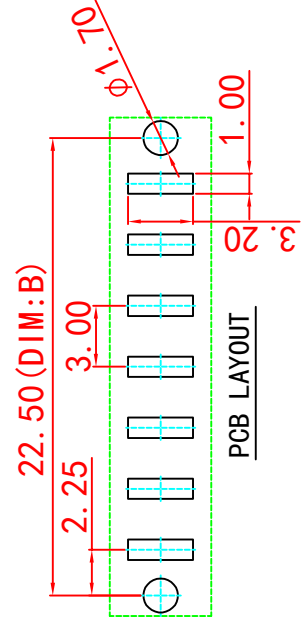
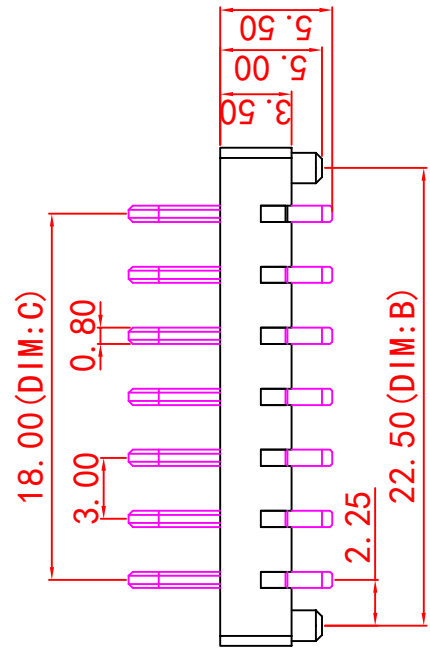
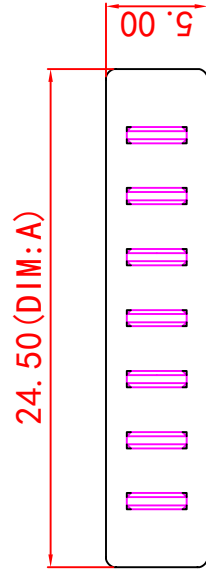
RoHS
Compliant

B		A	
SYMBOL	REVISION	APPROVAL	DATE

1		2		3		4	
规格尺寸: 型号							
	DIM:A	DIM:B	DIM:C				
XB-D01M-A-2P-R1	9.50	7.50	3.00				
XB-D01M-A-3P-R1	12.50	10.50	6.00				
XB-D01M-A-4P-R1	15.50	13.50	9.00				
XB-D01M-A-5P-R1	18.50	16.50	12.00				
XB-D01M-A-6P-R1	21.50	19.50	15.00				
XB-D01M-A-7P-R1	24.50	22.50	18.00				
XB-D01M-A-8P-R1	27.50	25.50	21.00				
XB-D01M-A-9P-R1	30.50	28.50	24.00				
XB-D01M-A-10P-R1	33.50	31.50	27.00				
XB-D01M-A-11P-R1	36.50	34.50	30.00				
XB-D01M-A-12P-R1	39.50	37.50	33.00				



3D VIEW



SPECIFICATIONS

- ELECTRICAL CHARACTERISTICS:
 - 1-1. RATING: DC 12V 15A / Pin
 - 1-2. CONTACT RESISTANCE: 30mΩ
 - 1-3. DIELECTRIC WITHSTANDING VOLTAGE: 500V AC FOR ONE MINUTE
 - 1-4. INSULATION RESISTANCE: 500MΩ , MEASURED BY 500V DC
- LIFE TEST: MECHANICAL LIFE TEST 5,000 CYCLES.
- TEMPERATURE RISE : 30° C MAX

2	HOUSING	PA9T	1	BLACK
1	CONTACT TERMINAL	HIGH CONDUCTIVITY COPPER	7	Au PLATED
NO. PARTS		MATERIAL	QTY.	FINISHING
PART NAME		CONNECTOR	DRAWING	ZENQ. CHEN
PART NO.		XB-D01M-A-R1 系列	CHECK	JUN. YANG
UNIT:		mm	ANGLE	DONG. PANG
OTHERWISE		±0.15 X ⁺ ±0.10 X ^Y ±0.15 ⁺ X.XX ±0.05 X.XX ±0.05 ⁺	SCALE	3:1
DRAWING		ZENQ. CHEN	DWG. No.	3.0公厘
CHECK		JUN. YANG	REV.	A1
APPROVAL		DONG. PANG	DATE	2023.5.8
SCALE		3:1	PAGE	1 OF 1

XB 东莞市溪榜电子有限公司
DONG GUAN XI BANG ELECTRONI CS CO., LTD.