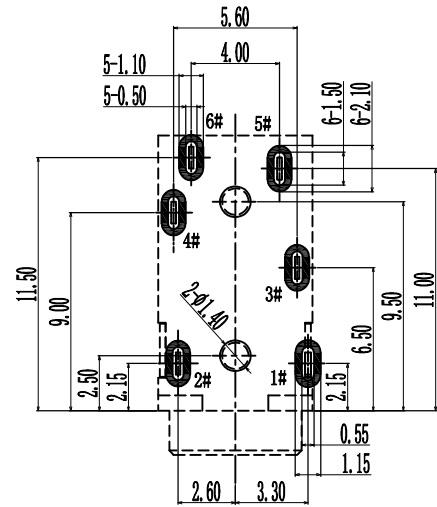
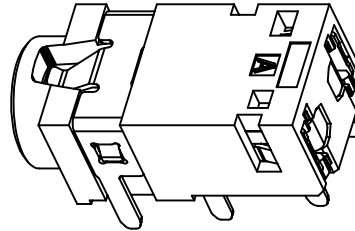
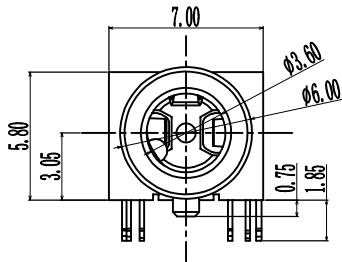
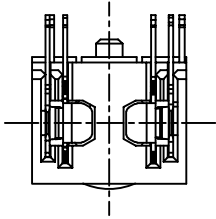
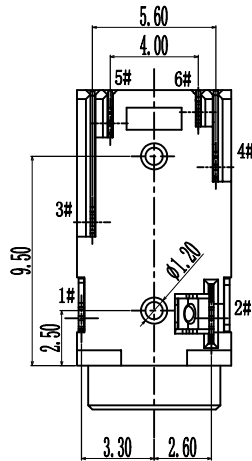
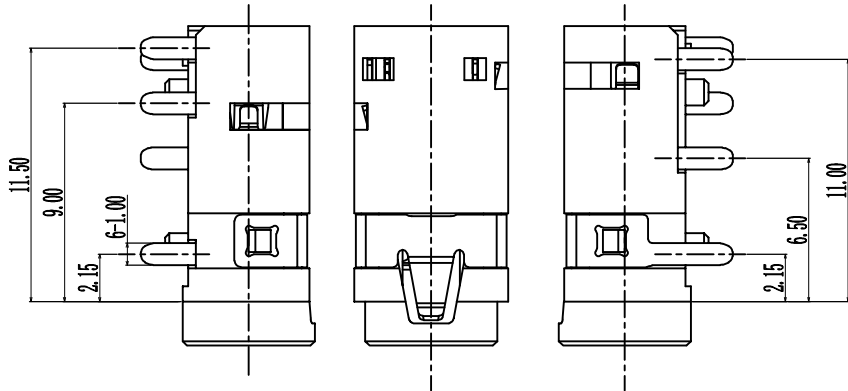


RoHS Compliant

Halogen Free

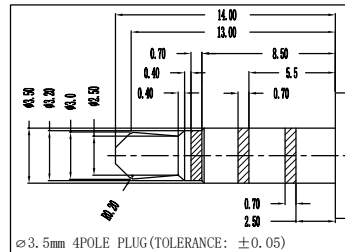
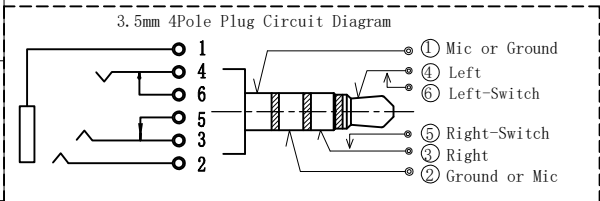


RECOMMEND PCB LAYOUT
TOLERANCE: ±0.05



Notes:

1. Current Rating: 12V&1A max.
2. Contact Resistance: 30mOhms Max. (initial)
3. Insulation Resistance: 100M Ohms Min./500V DC
4. Dielectric Withstanding Voltage: 500V AC/1Minute
5. Mating Force: 30N Max, Withdrawal Force: 3N Min.
6. Durability: 5,000 Cycles
7. Operating Temperature: -25° C to+85° C



7	Housing	PPA	Black&HB
6	Left-Switch	Copper Alloy	G/F On Contact Area G/F On Solder Tails Ni Plated Overall.
5	Right-Switch		
4	Left Contact		
3	Right Contact		
2	Mic or Ground		
1	Ground or Mic		

Item	Name	Material	Description
UNLESS OTHERWISE, GENERAL TOLERANCE:			
X. xx		±0.15	
X. x		±0.20	
X.		±0.30	
ANGULAR:			
X. x		±1°	
X.		±2°	

XB 东莞市溪榜电子有限公司
DONG GUAN XI BANG ELECTRONI CS CO., LTD.

TITLE: 3.5mm Audio Jack Conn. 4Pole W/ 2Switch H5.75 (CH=3.05) P/N: XB-J2SJ2Y17YL002

MODEL: DRAW NO.:

THIRD ANGLE PROJECTION	UNIT: mm	SCALE: 1:1	SIZE: A4	SHEET: 1/1
------------------------	----------	------------	----------	------------

ECN NO.	REV.	DESCRIPTION	DATE	CHANGE
1	2	3	4	5

DESIGN	WZH	2020.07.10
CHECK	WZH	2020.07.10
APPROVAL	LJF	2020.07.10