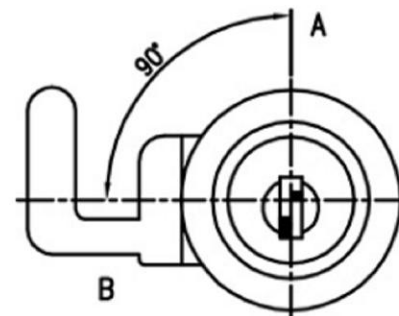


Unit: mm



Recommended hole size

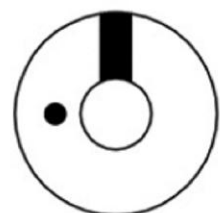


Fig.1

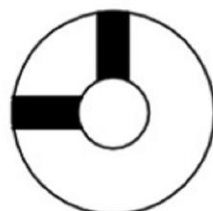


Fig.2

Mechanical key switch

Zinc alloy die cast housing and cylinder  
Bright chrome plated standard.  
4 disc tumbler mechanism.  
Brass keys, nickel plated.  
Cam is riveted.  
Speed clip mounted.

Fig No	Lock Number	Positions	Key Pulls	Turn
1	C300R-1	2	2	90°
2	C300R-2	2	2	90°

The material contained in this drawing is the property of XiBang. Any use other than that specifically authorized by XiBang is prohibited. The above drawing is subjected to change for improvement without prior notice.



东莞市溪榜电子有限公司  
DONG GUAN XI BANG ELECTRONICS CO., LTD

TITLE : XB KEY SWITCH ELECTRONIC LOCK

MODEL : XB-C-300R-2



TOLERANCE  
≤1.5mm±0.1  
> 1.5mm±0.2  
>=10mm±0.3

ANGLE  
±2°

UNIT : MM	DWN.	ZENQ. CHEN	DATE	
SCALE : 3 : 1	CHK'D	PENG. GAO	DATE	
VERSION	01	APPD.	FEI. LONG. HE	DATE

NO.	PART NAME	MATERIAL	QTY.	FINISHING
7	SPRING	STEEL WIRE	1	NATURE
6	STEEL BALL	STEEL	1	NATURE
5	BOARD	PHENOLIC RESIN	1	NATURE
4	CONTACT CLIP	PBS STRIP	2	Ag PLATED
3	FRAME	IRON STRIP	1	Ni PLATED
2	TERMINAL	BRASS STRIP	8	Ag PLATED
1	KNOB	POM	1	BLACK