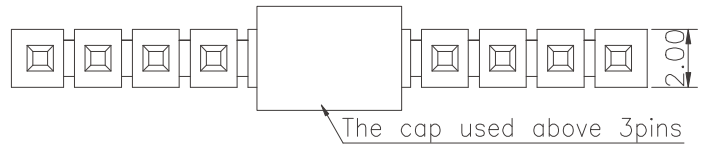


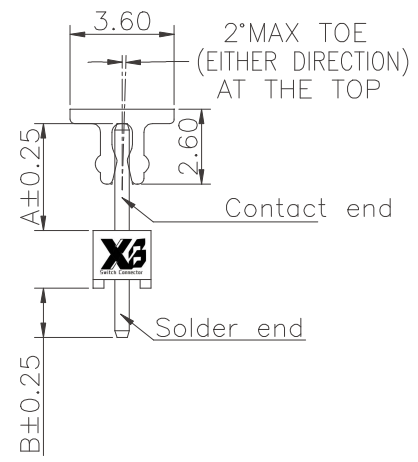
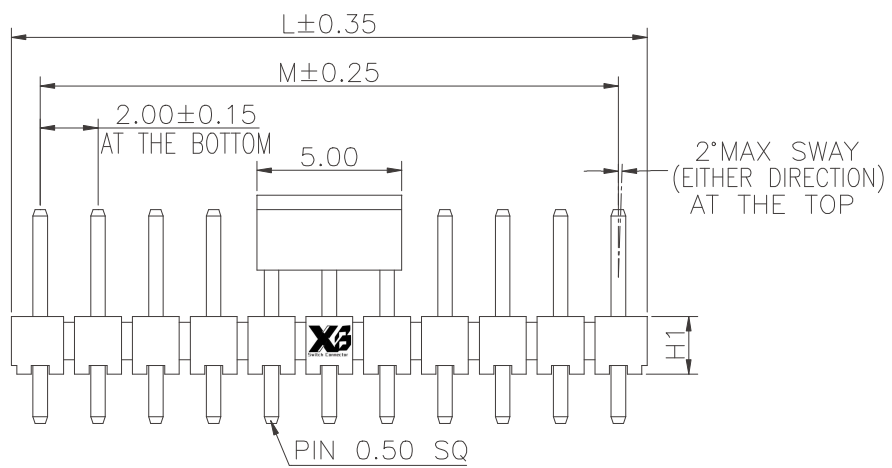
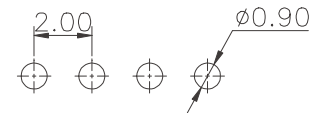
1 2 3 4 5 6 7 8 9

F  
E  
D  
C  
B  
A

F  
E  
D  
C  
B  
A



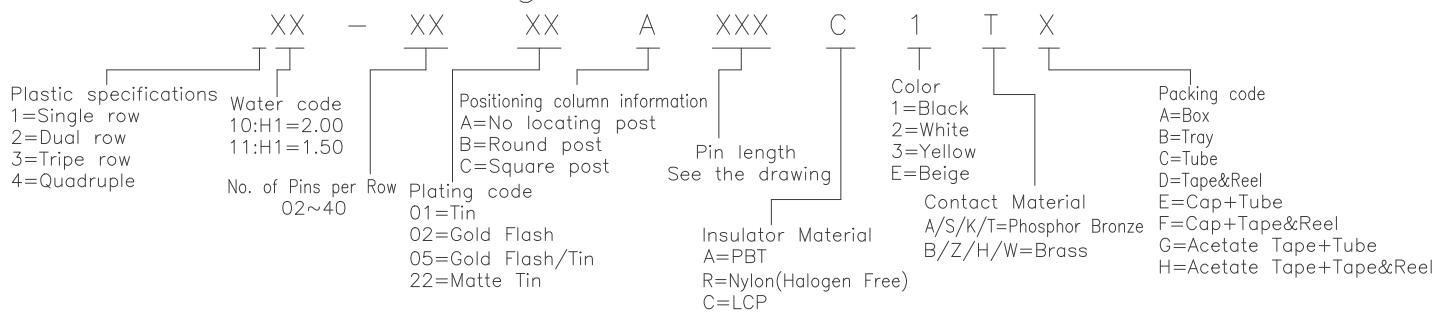
Recommended P.C.Board  
Layout  
(Tolerance:±0.05)



Specifications  
 Current Rating:2.0Amp  
 Insulation Resistance:1000MΩMin.  
 Dielectric Withstanding Voltage:500VAC  
 Contact Resistance:20mΩMax.  
 Operating Temperature:-40°C to +105°C  
 Materials  
 Contact Material:  
 Brass(Pin length less than 25mm)  
 Phosphor Bronze(The total length of pin is more than 25mm)  
 Insulator Material:  
 PBT(Not resistant to high temperature),  
 Nylon(High temperature resistance),  
 LCP(High temperature resistance),  
 UL 94V-0  
 All materials must meet XI BANG hazardous substances control standards.

No. of PIN/ROW	Dimension Information		No. of PIN/ROW	Dimension Information	
	L	M		L	M
02	4.00	2.00	22	44.00	42.00
03	6.00	4.00	23	46.00	44.00
04	8.00	6.00	24	48.00	46.00
05	10.00	8.00	25	50.00	48.00
06	12.00	10.00	26	52.00	50.00
07	14.00	12.00	27	54.00	52.00
08	16.00	14.00	28	56.00	54.00
09	18.00	16.00	29	58.00	56.00
10	20.00	18.00	30	60.00	58.00
11	22.00	20.00	31	62.00	60.00
12	24.00	22.00	32	64.00	62.00
13	26.00	24.00	33	66.00	64.00
14	28.00	26.00	34	68.00	66.00
15	30.00	28.00	35	70.00	68.00
16	32.00	30.00	36	72.00	70.00
17	34.00	32.00	37	74.00	72.00
18	36.00	34.00	38	76.00	74.00
19	38.00	36.00	39	78.00	76.00
20	40.00	38.00	40	80.00	78.00
21	42.00	40.00			

### Ordering Information



**XB** 东莞市溪榜电子有限公司  
 DONG GUAN XI BANG ELECTRONICS CO., LTD.

GENERAL TOLERANCE	
X.°±5.0°	X.±0.30
.X°±3.0°	.X±0.25
.XX°±2.0°	.XX±0.15
.XXX°±1.0°	.XXX±0.10

DWG. NO. XB-PZ-A-20-110  
 PART NO.

TITLE:  
 2.00PIN HEADER  
 BOARD SPACER SINGLE  
 ROW BASE 2.00H

1 2 3 4 5 6 7 8 9