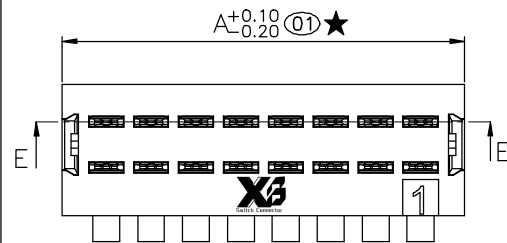
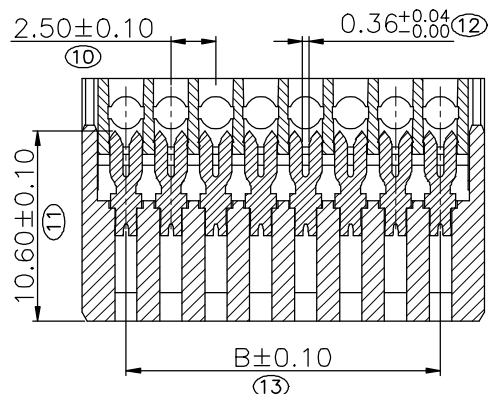


Shipping Arrangement: 50 sets per strip
Shipped in carton box

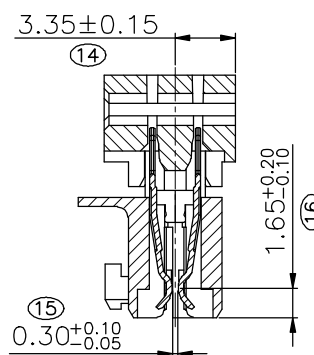
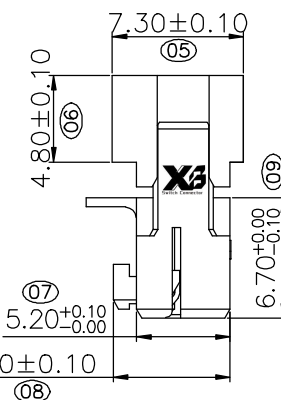
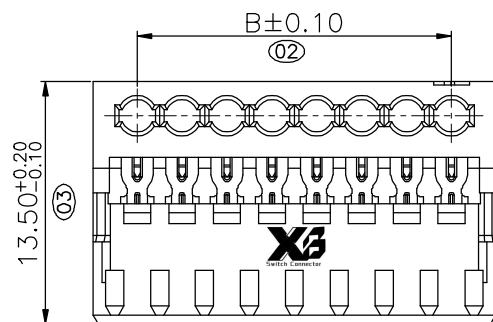


Specifications
Current Rating:2.0Amp
Insulation Resistance:1000MΩMin.
Dielectric Withstanding Voltage:500VAC
Contact Resistance:10mΩMax.
Operating Temperature:−40°C to +130°C
Materials
Contact Material:Phosphor Bronze
Insulator Material:Thermoplastic,
UL 94V-0 PBT or the equivalent material

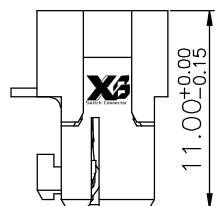
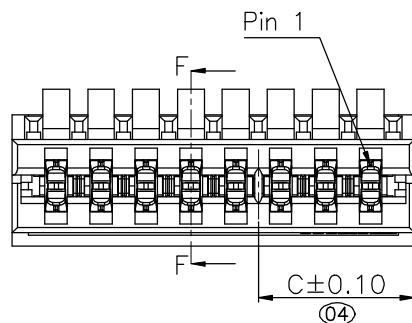
★All materials must meet XI BANG hazardous substances control standards.
"★": Critical Characteristics.
indicates product characteristics, functionalities, and manufacturing processes regarding to customer's specifications.
"☆": Safety Features.
indicates product characteristics, functionalities, and manufacturing processes complying to legal regulations stated by local government.



SECTION E-E



SECTION F-F



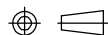
Fully Loaded

Pin NO	A	B	Mold
02	7.40	2.50	×
03	9.90	5.00	×
04	12.40	7.50	×
05	14.90	10.00	✓
06	17.40	12.50	×
07	19.90	15.00	✓
08	22.40	17.50	✓
09	24.90	20.00	×
10	27.40	22.50	×
11	29.90	25.00	×
12	32.40	27.50	×
13	34.90	30.00	×
14	37.40	32.50	×
15	39.90	35.00	×
16	42.40	37.50	×
17	44.90	40.00	×

Spacer bar	C
00	
12	3.70
23	6.20
34	8.70
45	11.20
56	13.70
67	16.20
78	18.70
89	21.20
9A	23.70
AB	26.20
BC	28.70
CD	31.20
DE	33.70
EF	36.20
FG	38.70
GH	41.20

XB 东莞市溪榜电子有限公司
DONG GUAN XI BANG ELECTRONICS CO., LTD

3RD.ANG
PROJ.



PAGE. 1/2

GENERAL TOLERANCE

X.'±5.0'	X.±0.30
.X'±3.0'	.X±0.25
.XX'±2.0'	.XX±0.15
.XXX'±1.0'	.XXX±0.10

DESIGNED:

CHECKED:

APPROVED:

DATE:

DATE:

DATE:

DWG. NO.

XB-XB-RAST-107

PART NO.

TITLE.

RASTLink 2.5mm
Single Row
Female Connector
(1mm PCB THK)

REV.	UNIT.	SCALE.
01	mm	5:2

Ordering Information

XB-XB-RAST-107 - XX

XX

A

A

XX

A

4

A

B

No. Of Pins Per Row
05&07&08

Standard Plating
97=100~200u" Bright
tin over
50~100u" Ni
underplate overall.

Spacer bar Code explanation:
00: No keying
12: Keying between pin 1 and pin 2
23: Keying between pin 2 and pin 3
...and so on
(When the pin number is above 10, use the
letters A, B, C...
A for 10, B for 11... and so on, for example,
when the code is AB, it means there is a key
between the 10th Pin and the 11th Pin)

Color
4=Natural

Standard Packing
B=Tray

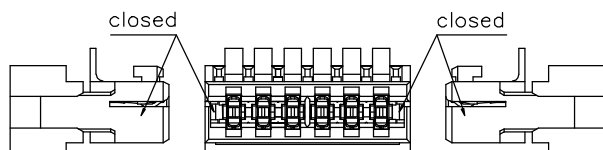
PART NO.

Product form (buckle)

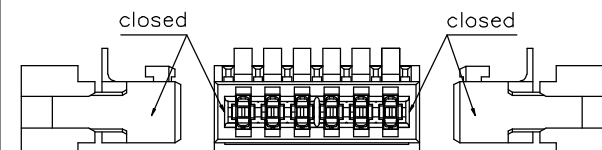
PART NO.

Product form (without buckle)

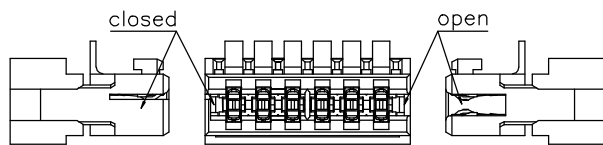
XB-XB-RAST-107-A



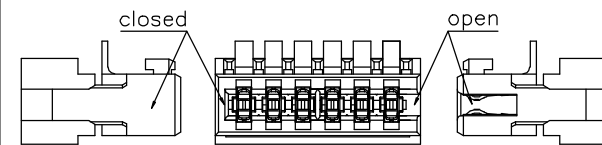
XB-XB-RAST-107-E



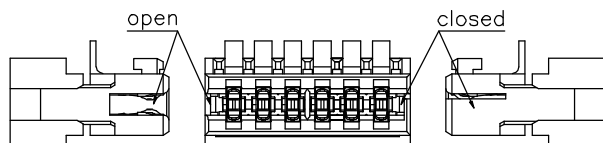
XB-XB-RAST-107-B



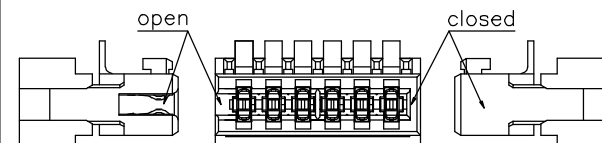
XB-XB-RAST-107-F



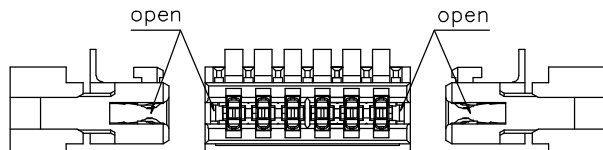
XB-XB-RAST-107-C



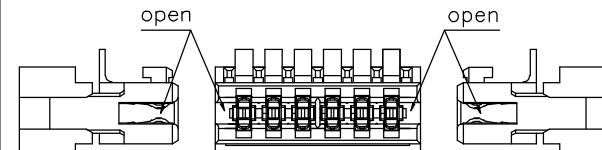
XB-XB-RAST-107-G



XB-XB-RAST-107-D

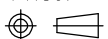


XB-XB-RAST-107-H



东莞市溪榜电子有限公司
DONG GUAN XI BANG ELECTRONICS CO., LTD

3RD.ANG
PROJ.



PAGE.
2/2

GENERAL TOLERANCE

X.'±5.0'

X.±0.30

.X'±3.0'

.X±0.25

.XX'±2.0'

.XX±0.15

.XXX'±1.0'

.XXX±0.10

DESIGNED:

CHECKED:

APPROVED:

DATE:

DATE:

DATE:

DWG. NO.

XB-XB-RAST-107

PART NO.

TITLE.

RASTLink 2.5mm
Single Row
Female Connector
(1mm PCB THK)

REV. 01

UNIT. mm

SCALE. 5:3

1

2

3

4

5

6

7

8

9