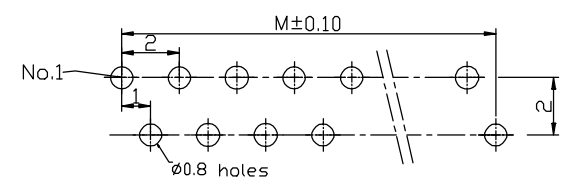
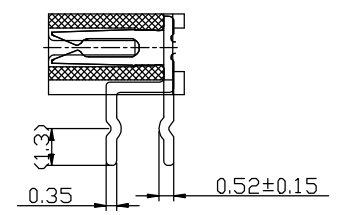
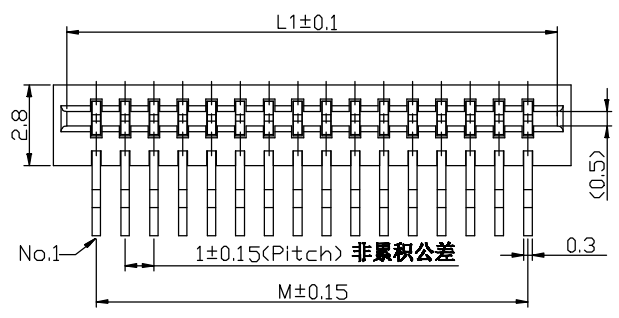
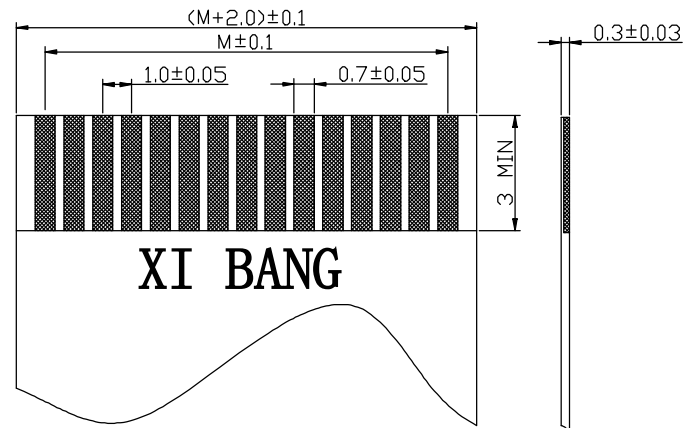
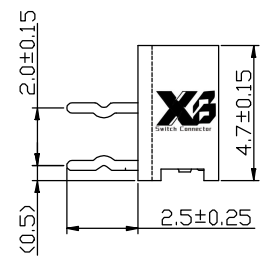
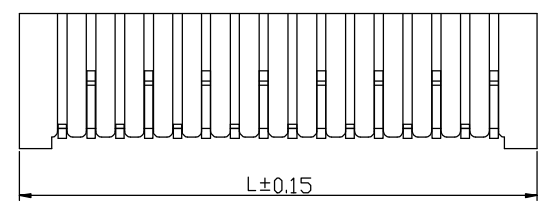


1 2 3 4 5 6 7 8 9

F
E
D
C
B



适用线路板
RECOMMENDED PCB LAYOUT



适用FPC寸法
APPLICABLE FPC

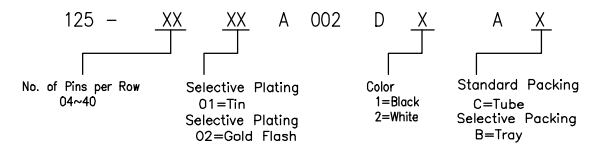
NOTES

MATERIAL;
Contact Material:Phosphor Bronze
Insulator Material:PA9T UL94V-0
PLATING SEE PART NUMBER

RATING
OPERATING TEMPERATURE:-25~85°C
OPERATING VOLTAGE: 50V AC/DC
CURRENT RATING: 1.0 AMPS
DIELECTRIC WITHSTANDING VOLTAGE:
500V AC/Minute;
INSULATION RESISTANCE:500MΩ Min;
CONTACT RESISTANCE:0.03Ω Max

Pins	M	L1	L	Pins	M	L1	L
4	3.0	5.06	6.0	23	22.0	24.06	25.0
5	4.0	6.06	7.0	24	23.0	25.06	26.0
6	5.0	7.06	8.0	25	24.0	26.06	27.0
7	6.0	8.06	9.0	26	25.0	27.06	28.0
8	7.0	9.06	10.0	27	26.0	28.06	29.0
9	8.0	10.06	11.0	28	27.0	29.06	30.0
10	9.0	11.06	12.0	29	28.0	30.06	31.0
11	10.0	12.06	13.0	30	29.0	31.06	32.0
12	11.0	13.06	14.0	31	30.0	32.06	33.0
13	12.0	14.06	15.0	32	31.0	33.06	34.0
14	13.0	15.06	16.0	33	32.0	34.06	35.0
15	14.0	16.06	17.0	34	33.0	35.06	36.0
16	15.0	17.06	18.0	35	34.0	36.06	37.0
17	16.0	18.06	19.0	36	35.0	37.06	38.0
18	17.0	19.06	20.0	37	36.0	38.06	39.0
19	18.0	20.06	21.0	38	37.0	39.06	40.0
20	19.0	21.06	22.0	39	38.0	40.06	41.0
21	20.0	22.06	23.0	40	39.0	41.06	42.0
22	21.0	23.06	24.0				

Ordering Information



A

<p>东莞市溪榜电子有限公司 DONG GUAN XI BANG ELECTRONICS CO., LTD</p>		GENERAL TOLERANCE		DESIGNED:	DATE:	DWG. NO. XB-FPC-10-125	TITLE. 1.0mm FPC CONN. NON-ZIF DIP H=2.8 RIGHT-ANGLE CONTACT				
		X.±5.0'	X.±0.35					CHECKED:	DATE:		
		.X'±3.0'	.X±0.30							APPROVED:	DATE:
		.XX'±2.0'	.XX±0.25								
.XXX'±1.0'	.XXX±0.10										
REV. A	UNIT. mm	SCALE. 1:1	PAGE. 1/1	PART NO.							

1 2 3 4 5 6 7 8 9

F
E
D
C
B
A