
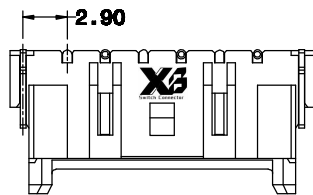


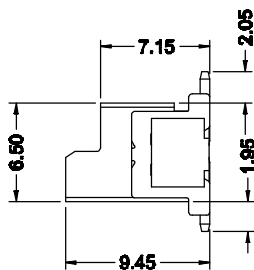
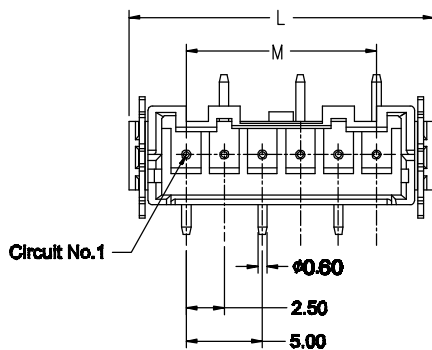
F



Specifications:

- Voltage rating: 250V AC / DC
- Current rating: 3A AC / DC
- Withstanding voltage: 1000V AC/minute
- Temperature range: -25°C~+85°C
- Insulation resistance: ≥1000MΩ
- Contact resistance: ≤10mΩ
- After environmental testing: ≤20mΩ

E

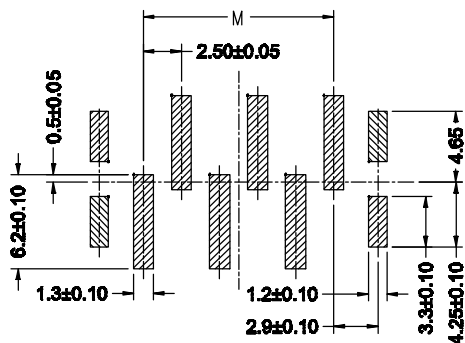


Material:

- Insulator material: PA9T UL94V-0
- Contact material: Brass

D

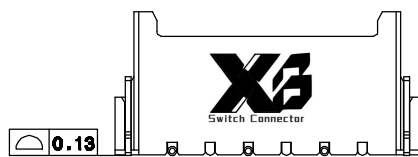
Circuit No.1



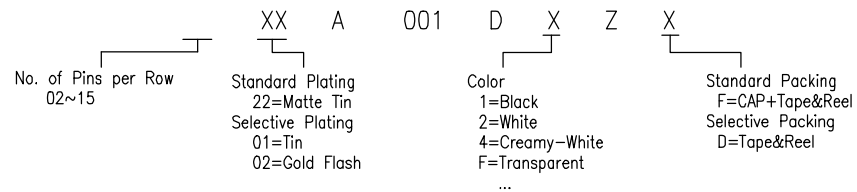
RECOMMENDED PCB LAYOUT T=1.60mm

No of PINS/Row	Dimensions(mm)		No of PINS/Row	Dimensions(mm)	
	M	L		M	L
02	2.50	10.00	09	20.00	27.50
03	5.00	12.50	10	22.50	30.00
04	7.50	15.00	11	25.00	32.50
05	10.00	17.50	12	27.50	35.00
06	12.50	20.00	13	30.00	37.50
07	15.00	22.50	14	32.50	40.00
08	17.50	25.00	15	35.00	42.50

C



Ordering Information



B

A

东莞市溪榜电子有限公司 DONG GUAN XI BANG ELECTRONICS CO., LTD	3RD.ANG PROJ. 	GENERAL TOLERANCE		DESIGNED:	DATE:	DWG. NO. XB-X25-PCB-104-A001	TITLE. 2.50mm Crimp Style connectors
		X.±3.0'	X.±/				
REV. B	UNIT. mm	SCALE. 1:1	PAGE. 1/1	.XX'±1.5'	.XX±0.25	PART NO.	
				.XXX'±1.0'	.XXX±0.15		

F

E

D

C

B

A

1

2

3

4

5

6

7

8

9

F

F

E

E

D

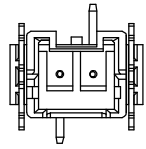
D

C

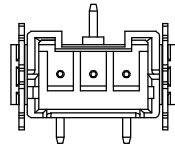
C

B

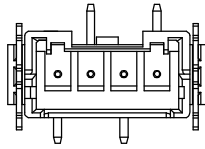
B



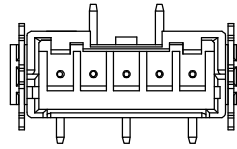
2PIN



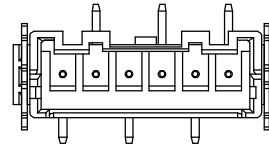
3PIN



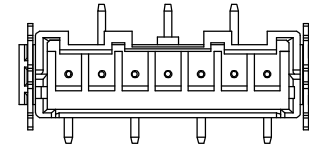
4PIN



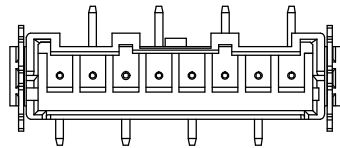
5PIN



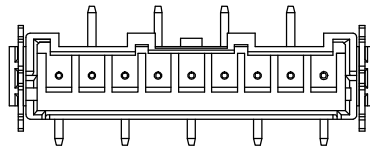
6PIN



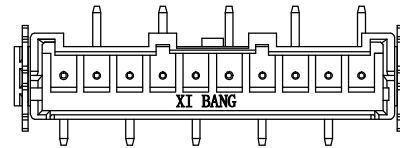
7PIN



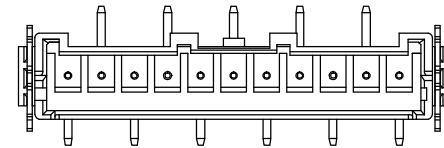
8PIN



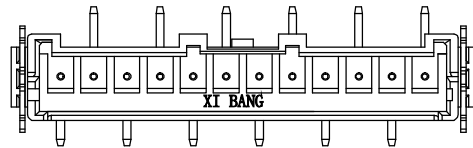
9PIN



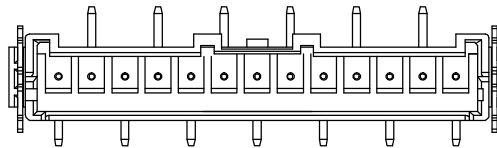
10PIN



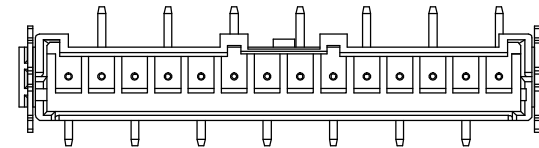
11PIN



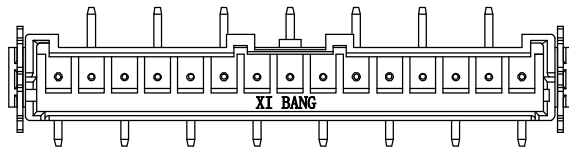
12PIN



13PIN



14PIN



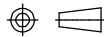
15PIN

A

A

 东莞市溪榜电子有限公司
DONG GUAN XI BANG ELECTRONICS CO., LTD

3RD.ANG
PROJ.



PAGE.
1/1

GENERAL TOLERANCE

X.^o±3.0^o

X.±/

.X^o±2.0^o

.X±0.30

.XX^o±1.5^o

.XX±0.25

.XXX^o±1.0^o

.XXX±0.15

DESIGNED:

DATE:

DWG. NO.

XB-X25-PCB-104-A001

TITLE.

2.50mm Crimp Style
connectors

CHECKED:

DATE:

PART NO.

APPROVED:

DATE:

REV.

B

UNIT.

mm

SCALE.

1:1

1

2

3

4

5

6

7

8

9