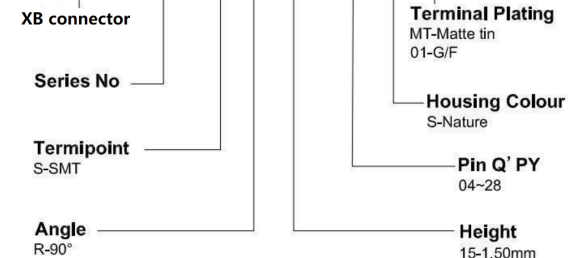




XB-FPC-1006 S R 15 -XX X XX 01

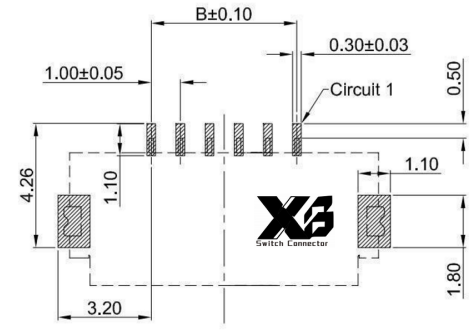
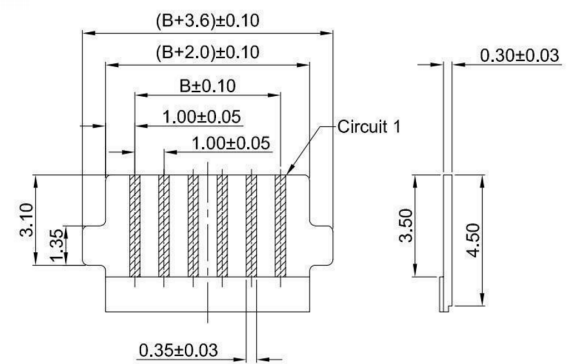
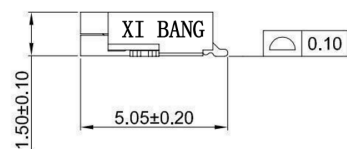
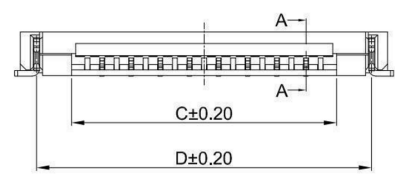
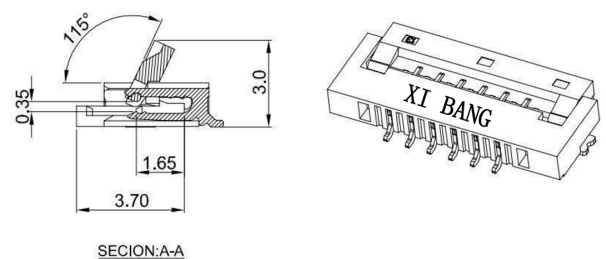
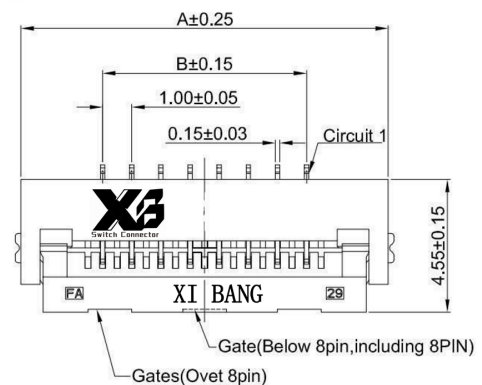


XB-FPC specifications:

1. Current rated: 0.5A AC/DC
2. Voltage rating: 50V AC/DC
3. Withstanding voltage: 250V AC
4. Contact resistance: 40mΩ max.
5. Insulation resistance: 500MΩ min
6. Durability cycle: 20Cycles
7. Removal force: 0.03kgf/Pin min
8. Operating temperature range: -25°C ~ +85°C

Ordering Information:

Circuit	Dimensions(mm)				Circuit	Dimensions(mm)			
	A	B	C	D		A	B	C	D
04	8.60	3.00	5.10	7.50	17	21.60	16.00	18.10	20.50
05	9.60	4.00	6.10	8.50	18	22.60	17.00	19.10	21.50
06	10.60	5.00	7.10	9.50	19	23.60	18.00	20.10	22.50
07	11.60	6.00	8.10	10.50	20	24.60	19.00	21.10	23.50
08	12.60	7.00	9.10	11.50	21	25.60	20.00	22.10	24.50
09	13.60	8.00	10.10	12.50	22	26.60	21.00	23.10	25.50
10	14.60	9.00	11.10	13.50	23	27.60	22.00	24.10	26.50
11	15.60	10.00	12.10	14.50	24	28.60	23.00	25.10	27.50
12	16.60	11.00	13.10	15.50	25	29.60	24.00	26.10	28.50
13	17.60	12.00	14.10	16.50	26	30.60	25.00	27.10	29.50
14	18.60	13.00	15.10	17.50	27	31.60	26.00	28.10	30.50
15	19.60	14.00	16.10	18.50	28	32.60	27.00	29.10	31.50
16	20.60	15.00	17.10	19.50	---	---	---	---	---



RECOMMENDED PCB LAYOUT
TOLERANCE: ±0.05

APPLICABLE FPC

东莞市溪榜电子有限公司
DONG GUAN XI BANG ELECTRONICS CO., LTD.

DRAWN BY: Jack Lu
CHECKED BY: Jacky Chen
APPROVED BY: Tony Kao

DATE: 03/10/22
DATE: 03/10/22
DATE: 03/10/22

MAT'L	TITLE	CONNECTOR
FINISH	MODLE	FPC 1.00mm Pitch 90° H1.50mm SMT Type With Lock Connector
SCALE: 1:1	DWG NO.	XB-FPC-1006SR15-XXXXX01
SHEET NO. 1 of 1	PART NO.	

TOLERANCE UNLESS OTHERWISE STATED:

Up to 5	±0.2
Above 5 ~ 15	±0.3
Above 15 ~ 30	±0.4
Above 30 ~ 50	±0.5
Angle	±0.3°

3RD. ANGEL'S

UNITS: MM

ITEM NO.	DESCRIPTION	DRAWN	DATE
1	更新圖面	Jack	03/10/22

SIZE: A4
VER: R1